

# BRAIDWOOD GARDEN CLUB NEWSLETTER

## February 2025

### This month's content:


- Editor's note
- Committee News
- Community Garden News
- February Meeting
- In the gardening world
- Plants around Braidwood
- Book of the month
- Kate's Tips and plant of the month



*Foxhill in Bells Creek 1997*

### Editor's Note

I asked someone the other day why they hadn't planted anything in their front yard; (they've been in the house going on twenty year): "I'm waiting to do an extension, so I don't want the trees getting in the way of the building works." Every day I am grateful that I planted my trees and hedges more than 20 years ago. Without them we would be subject to the harsh West wind and western sun. Now we have many cool spots in which we can sit. It is easy to forget that plants and trees take years to fulfill their potential. I saw this lovely yellow buddleia on Solus St.



*Yellow buddleia in Solus St*

### Committee News

Sunita delivered a basket of goodies to each of last month's permaculture speakers. We have received many compliments about this talk.



Helen with her bag



Peter with his bag

The next meeting will be at the club Wednesday 26 February 2025 at Braidwood

Servicemen's Club. 10am. Please come join in the discussion or just listen. Then you can join them for lunch.

## Community garden news

6 Olive trees have been planted and the grass mowed. I sowed seeds of sage as the old bush died for no apparent reason. However none have come up yet...Since reading the last Gardening Australia I am endeavouring to create large drifts of colour. This will be a game of wait and see. There are plenty of apples left to pick, as well as some beans and there are some flowers to see. We are looking forward to welcoming you during your March garden visits.



## 2025 Garden Club Planned activities

- 13 March - local garden visit - see below
- 10 April - Bombay gardens
- 8 May - TBC
- 12 June - Plant swap @ the Club

## March meeting - Thursday 13 March 2025 at 9.30am

This month is the first in a series of garden visits. We start with round about Braidwood village. Meet at Ryrie Park at 9am, carpool if required, depart 9.30am.

**First Garden** is at 110 Duncan Street Braidwood opposite Uniting Church. This garden has been updated since new owners have bought house.

**Second Garden**, Charmian Thomas' garden at 91 Little River Road, Braidwood. We will have Morning Tea there. Please bring coffee mug and chair.

**Third Garden** is Suzanne Tunks' "Little Farm" 72 Araluen Road, opposite Saleyard Lane. Members will have Lunch at this garden.

The day will conclude at the Community Garden on Bombay Road. Please wear stout shoes and bring a hat.

Morning tea provided by members L-Z.

## In the gardening world

[Click on the link to find out more](#)

### March

- 2<sup>nd</sup>: Braidwood Show - get your entries in
- 23<sup>rd</sup>: [National Eucalyptus day](#)
- 26<sup>th</sup>: [Melbourne International Flower & Garden Show 2024](#)

April

Bulb sale fundraiser for St Bedes



A vibrant poster for a spring bulb sale fundraiser. The background is a lush field of colorful tulips in shades of pink, purple, yellow, and orange. In the center, a large yellow tulip-shaped graphic contains the text "SPRING INTO COLOUR" in a white, cursive font. In the top right corner, there is a circular logo for "ST BEDE'S BLAIRWOOD, N.S.W." featuring a heart with a school building inside and the motto "LIVE LOVE LEARN" at the bottom. In the bottom left corner, a red-bordered box contains a QR code and the text "SCAN HERE!". The bottom half of the poster has a green background with white text. It describes the fundraiser as offering "Dazzling daffodils, romantic ranunculus & tantalising tulips" and mentions the "2025 Tessellar Bulb Fundraiser". It states that stock is selling fast and provides instructions to order directly through a school link or by scanning the QR code. It also notes that paper order forms are available and that orders close on Saturday 11th April 2025. The website URL <https://www.bulbfundraiser.com.au/STBEDES> is provided at the bottom.

SPRING INTO COLOUR

ST BEDE'S  
BLAIRWOOD, N.S.W.  
LIVE LOVE LEARN

SCAN HERE!

Dazzling daffodils, romantic ranunculus & tantalising tulips, we have your Spring garden plans covered with our 2025 Tessellar Bulb Fundraiser.

Stock is selling fast!

Order directly through our unique school link below or scan the QR code to secure your favourite Spring blooms.

Paper order forms are also available.

**ORDERS CLOSE SATURDAY 11TH APRIL 2025**

<https://www.bulbfundraiser.com.au/STBEDES>

May

- 20<sup>th</sup>-24<sup>th</sup>: [Chelsea Flower Show](#) UK

23<sup>rd</sup>: [Orchids out West](#)



## Plants around Braidwood



Hibiscus - Solus St




Pineapple Lily - Courtesy Cathie Owen -  
Badgery St



Mushrooms - Judith Wright Gardens



Mushroom - Flood Creek




Mushroom - Garvey St

IF you see good looking plants at your location and would like them included in this newsletter, please forward a small photo with description to [theboxgirl@gmail.com](mailto:theboxgirl@gmail.com)

## Book of the month

Esther Dean's Growing without Digging

I believe this sort of gardening works. As an experiment I have been dumping my kitchen scraps in a particular bed in the community garden; I then have covered it with grass clippings and other garden clipping, the last layer being a thick piece of wet card board. The worms have come back! Although an old book, it's worth a read.



## Kate's Tips

Just in case you haven't gotten around to doing the following in February:

- Lift Tulips and Dutch Iris for storage in a cool dry place
- Tie Dahlias and tall Chrysanthemums
- Dead head Rhododendrons, Camelias and Azaleas, mulch and feed
- Sow seeds of annuals for planting out in April
- This humid weather promotes black spot - spray if necessary
- Remove weeds before they seed
- Obtain spring flowering bulbs
- Sow seeds of Asian Greens, Radish, Spinach and Turnips
- Remove vegetable plants as they finish cropping
- Apply liquid fertilizer fortnightly to vegetables
- Remove excess growth from Apples and Pears
- Trim Lavender and Rosemary
- Take semi hardwood cuttings and keep moist

However read on.....

## What to do in March

- Prepare areas for spring bulbs
- Continue tying Dahlias
- Dead head annuals and perennials as flowers fade
- Overgrown perennials can be divided
- Sow sweet Peas
- Plant or move evergreen shrubs now before cooler weather
- Feed roses for good autumn blooms
- Prune Jasmines and late flowering Clematis
- Remove dead wood from deciduous shrubs and Roses
- Plant Asian Greens, Broccoli, Cabbage & Cauliflower
- Remove finished vegetable crops and compost
- Pick up any fallen fruit & dispose of if diseased

## Plant of the month – Sedum Spectabile ( Ice Plant)

- Native to China and Korea
- A perennial with fleshy grey green leaves
- Resistant to both frost and dry conditions
- Flowers in late summer
- Grows to 45cm high and 45cm wide
- Flowers come in white, pale pink and rose-pink
- Grows well in most soil types
- Propagate from division or cuttings in spring



Reminder: all submissions for this newsletter to be sent to [theboxgirl@gmail.com](mailto:theboxgirl@gmail.com) by the 15<sup>th</sup> of the month